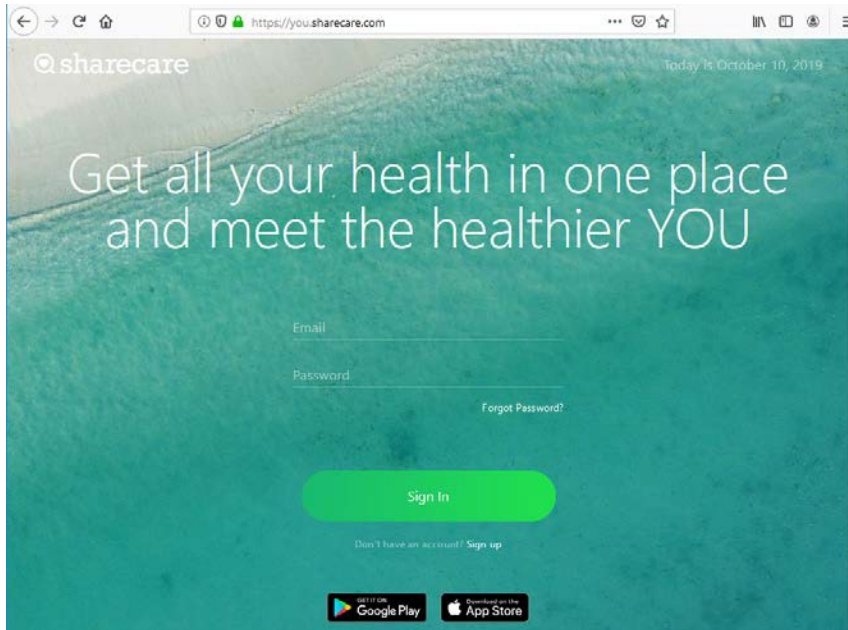
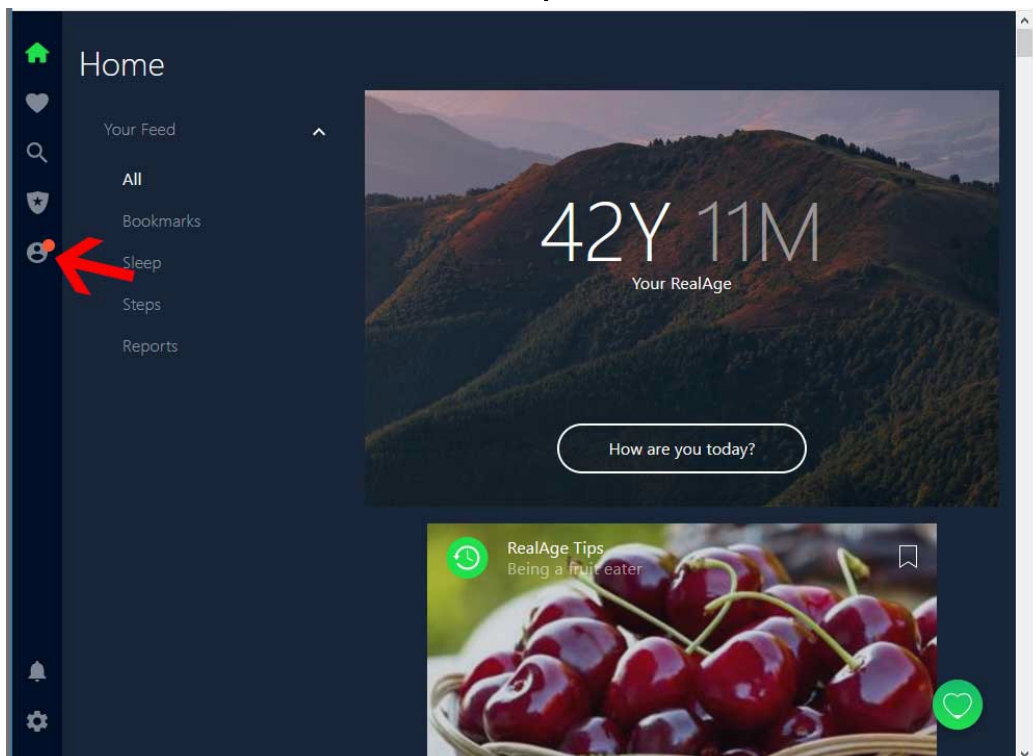


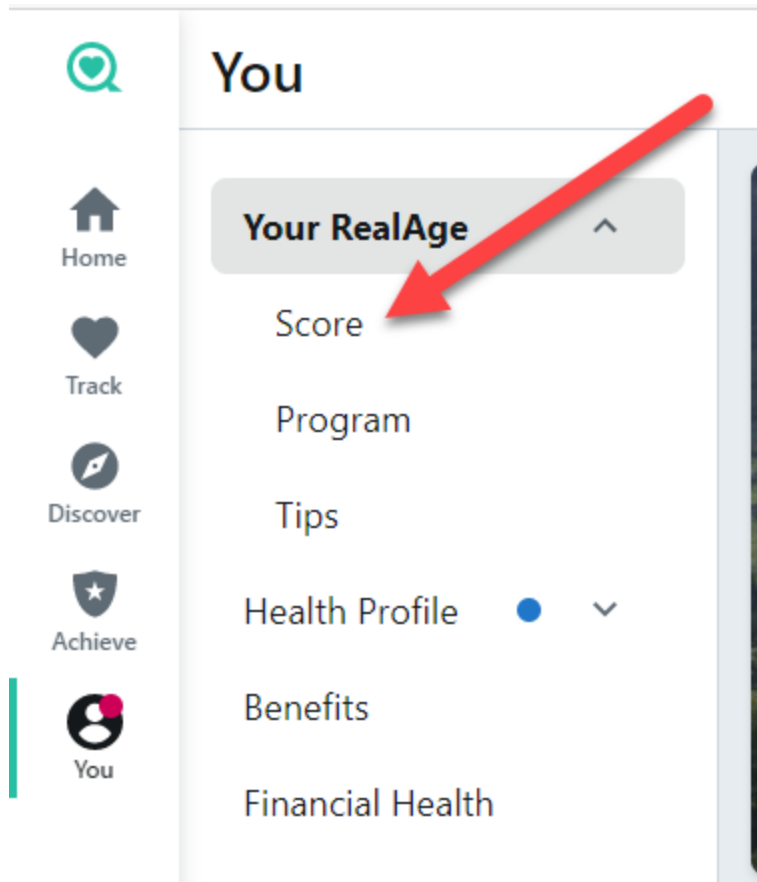
Login to your share care account at:
<https://you.sharecare.com>



Click on the “You” profile icon on the left bar.



Click on the “Score” option.



Click the “View Full Report” button.

*Note: This will open in a new Tab or Window.

If you’re having trouble, Press and hold the ‘ctrl’ key while clicking the button to disable pop-blocker.



SAVE the first page of the report. Be sure to scratch out any personal details, like your birthday before submitting to HR.

To Save the report to the computer:

Click the browser's SAVE icon and select a destination to save the file. Name the file accordingly, such as "Your first name" "Your last Name"-Real Age Report.

When in the Open Enrollment Form, the upload box will allow you to browse to the destination where you saved this report.

sharecare RealAge™ Health Summary Report
Report generated on 10/10/2019

Date of Birth Sex
Your Name

Report Contents

- RealAge Results
- RealAge History
- Biometrics History
- External Resources

RealAge Results

Test Completion Date Calendar Age
10/1/2019 46Y 2M

Your RealAge
42Y 11M
You are 3Y 3M younger!

RealAge History

RealAge Score	Test Completion Date
- 3 Year(s) 3 Month(s)	10/1/2019